

keyware

KEY WARE ELECTRONICS CO., LTD.

5498.TW

Investor Relations Presentation

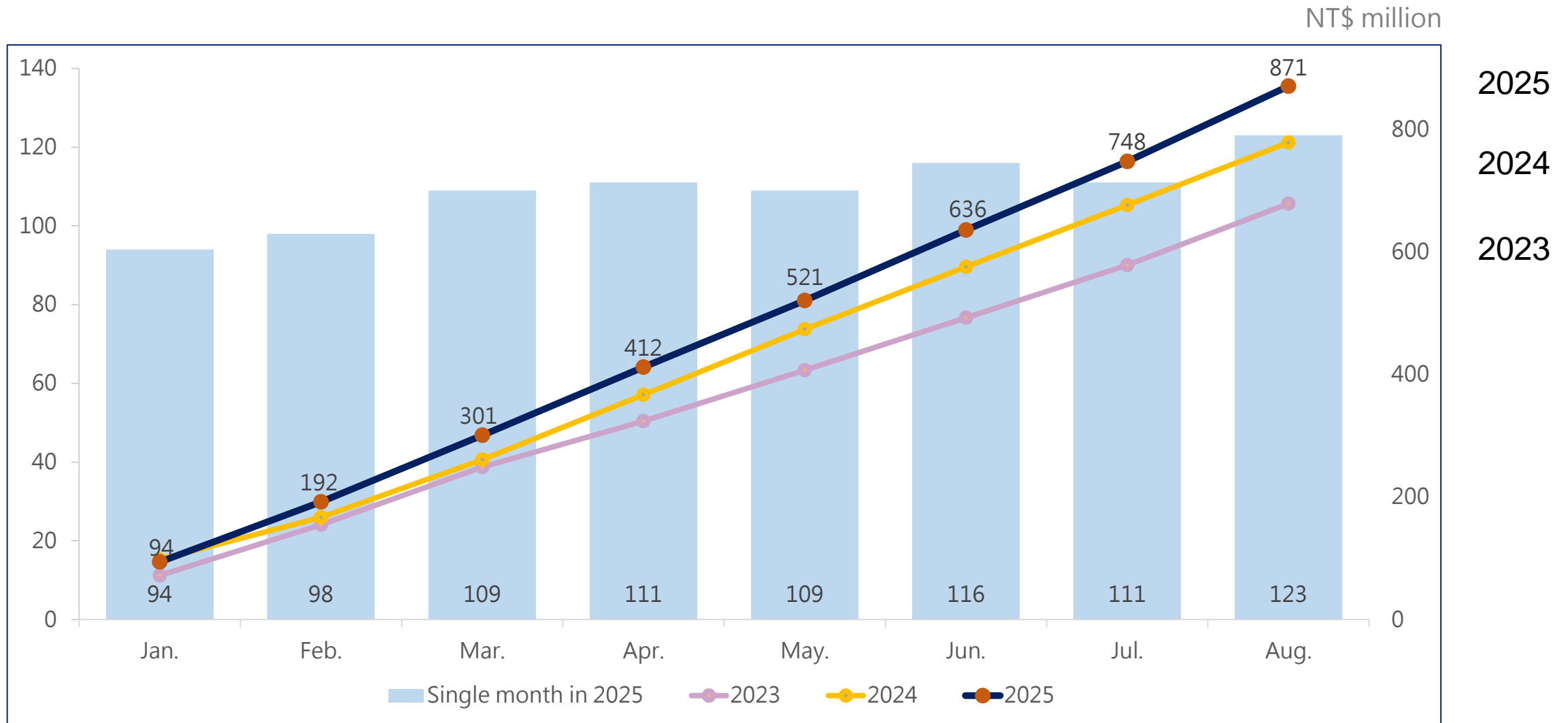
September 18, 2025



Safe Harbor Notice

- The information contained in this presentation, including all forward-looking statements, is subject to change without notice, whether as a result of new information, future events or otherwise, and KEY WARE ELECTRONICS CO., LTD. (the “Company”) undertakes no obligation to update or revise the information contained in this presentation.
- Actual results may differ materially from those expressed or implied in these forward-looking statements, and no representation or warranty, either expressed or implied, is provided in relation to the accuracy, completeness or reliability of the information contained herein, nor is the information intended to be a complete statement of the Company, markets or developments referred to in this presentation.

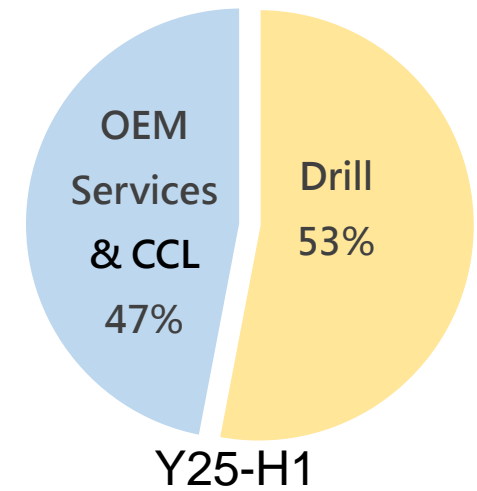
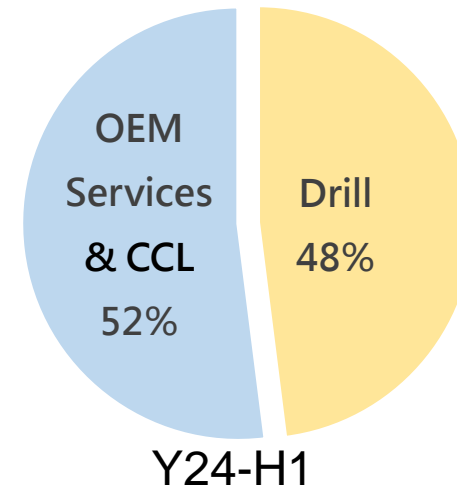
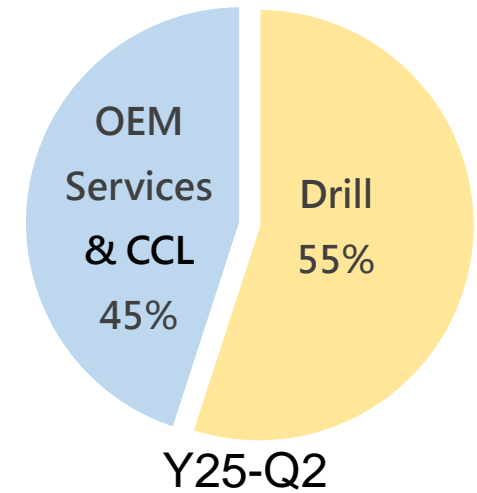
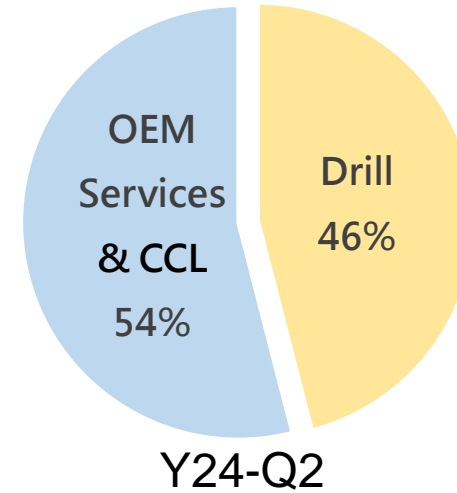
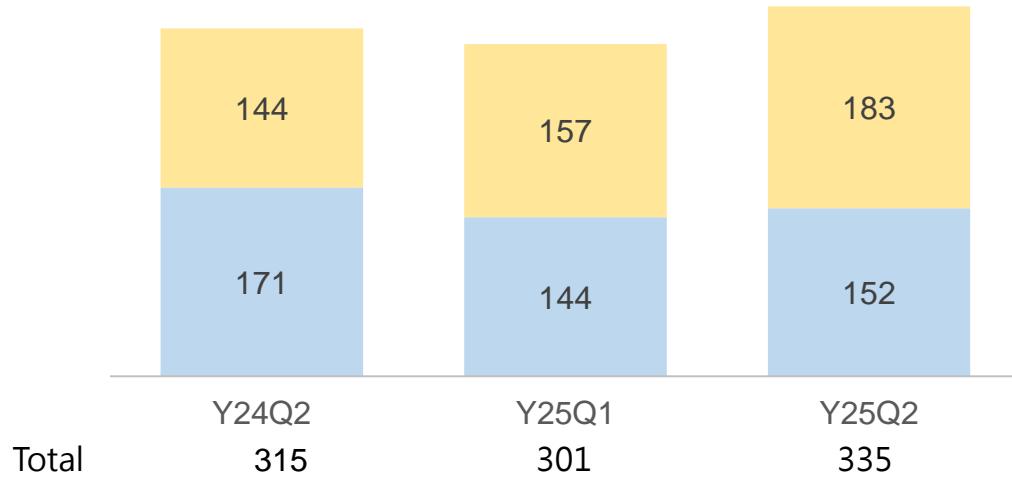
● Monthly revenue trend chart



Total January to August 2025 YoY : +11.84% MoM : +10.81%

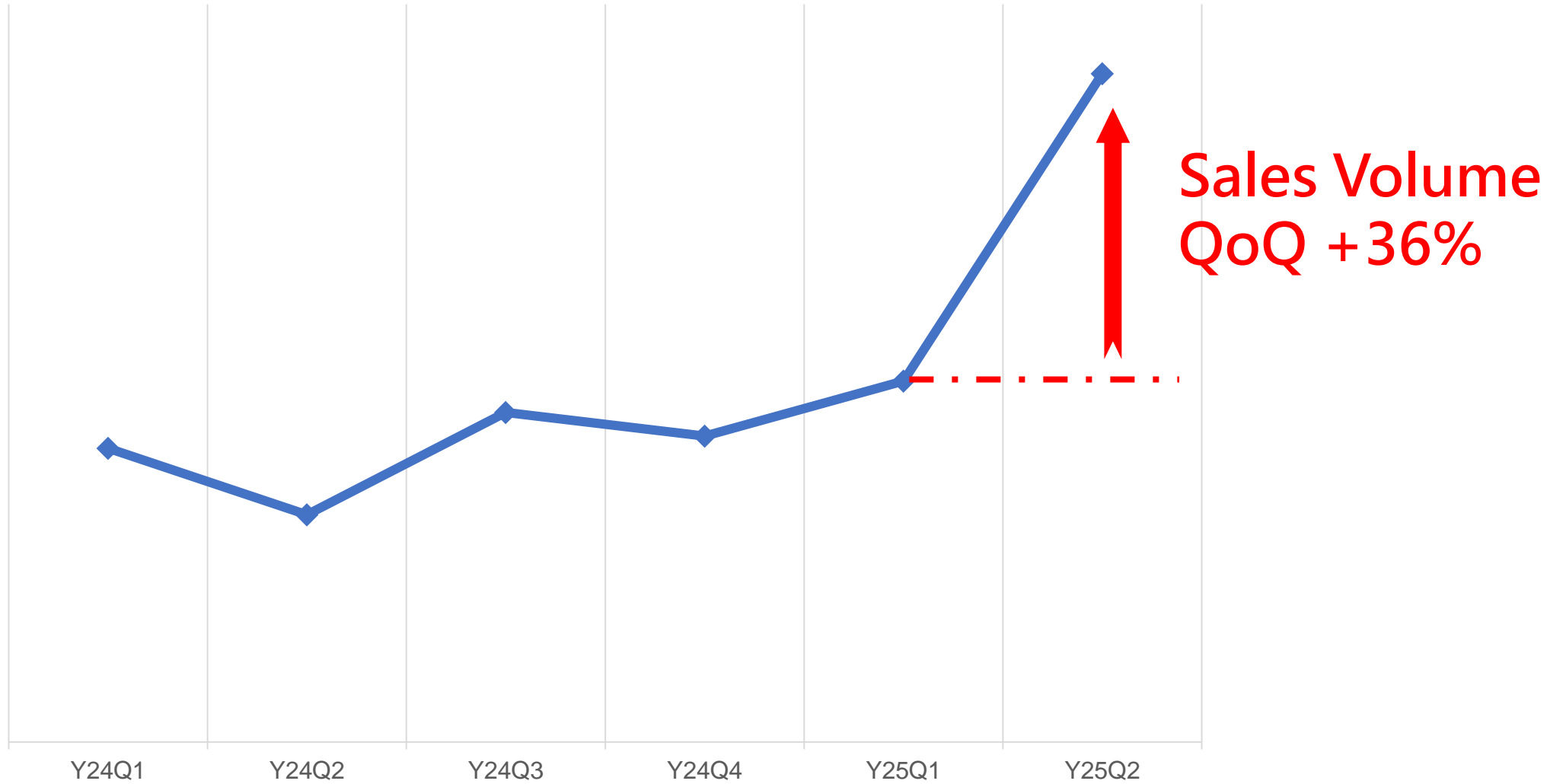
● Revenue Breakdown by Division – by Quarterly *keyware*

NT\$ million

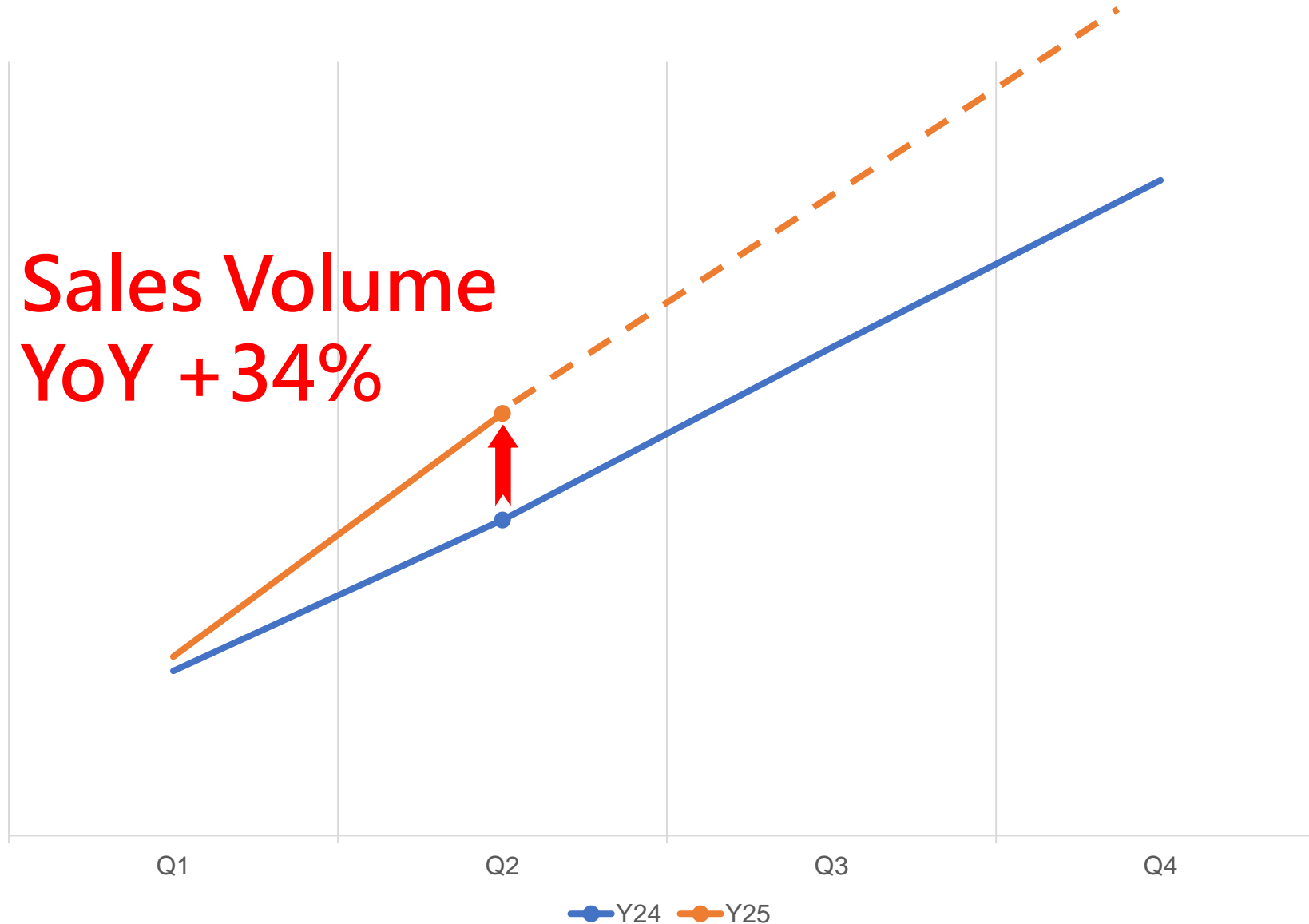


類別	YoY	QoQ
Drill	+27%	+17%
OEM Services & CCL	-11%	+6%
Total	+6%	+11%

- Drill bit sales by quarter



- Cumulative sales volume of drill bits



● Operation Locations, Major Clients, and Products type



Drill

Location : Taoyuan 、 Kunshan & Chongqing.

Main Product Type : AI Server & Automotive PCB etc.

Main Clients : Tr*pod 、 GCE* 、 Broadc*m 、 FH* & KI*SUS etc.

OEM Services

Location : Taoyuan 、 Kunshan 、 Huangshi 、 Shenzhen
& Thailand.

Main Product Type : AI Server 、 LEOS & Automotive PCB etc.

Main Clients : Un*micron 、 COMP*Q & DYNA*IC etc.

CCL

Location : Linkou & Chongqing .

Main Product Type : Consumer electronics (Communication 、 Industrial Computers 、 Mini-LED) etc.

Main Clients : EI*O & BAIQ*ANG etc.

● Consolidated Income Statement



NT\$ million	Y25-Q1	Y25-Q2	Y25-H1	Y24-H1	YoY
Net Revenue	301	335	636	576	6%
Gross Profit	16	37	53	47	19%
Operating Expenses	32	31	63	66	-16%
Operating Income	-16	6	-10	-19	204%
Non-operating Income and Expenses	-8	-11	-19	27	
Net Profit Attributable to the Company	-24	-11	-34	8	-34%
EPS (dollars)	-0.12	-0.06	-0.18	0.04	
Gross Margin %	6%	11%	8%	8%	
OP Margin %	-5%	2%	-2%	-3%	
Net Margin %	-8%	-3%	-6%	2%	

Financial statements were prepared in accordance with TIFRS on a consolidated basis.

● Future Business Outlook

- In the second half of 2025, the output value of AI-related applications is expected to continue growing, including AI smartphones, AI PCs, AI servers, and low-orbit satellites. These applications will drive stronger demand for substrates and high-density interconnect (HDI) boards.
- Drill bit sales are expected to not only sustain the growth momentum from the first half of the year, but also benefit from increasing demand among existing customers, leading to continued sales growth.
- Drilling sales are anticipated to enter the traditional peak season for electronics in the second half, with market conditions improving compared to the first half. Both laser and mechanical drilling utilization rates are expected to increase significantly.
- Revenue in the second half is projected to continue growing. Full-year revenue is expected to surpass NT\$1.068 billion in 2023 and NT\$1.163 billion in 2024, moving toward the previous record high of NT\$1.454 billion set in 2022, with strong operational momentum ahead.

keyware

**KEY WARE ELECTRONICS
CO., LTD.**

Investor Contacts : Eric Chu · Sabrina Lee
Tel : (03)366-0667

For the further information, please visit our website at :
<https://www.key-ware.com.tw/>

